



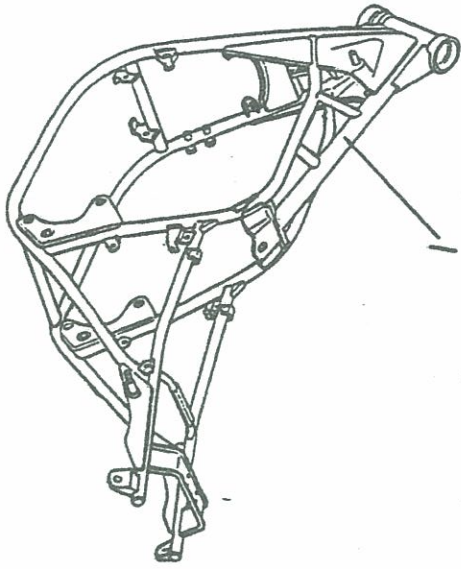
KZ1000-S1

**Chassis
Parts List**

INDEX

FIG NO.	MAIN TITLE	PAGE
1.	FRAME	1
2.	FRAME FITTING	2
3.	STEP	3
4.	OIL COOLER FITTING	4
5.	SWING ARM, OIL CATCH TANK	5
6.	SHOCK ABSORBER	6
7.	FENDER	7
8.	FRONT HUB	8
9.	REAR HUB	9
10.	DRIVE CHAIN	10
11.	FRONT BRAKE	11
12.	REAR BRAKE	12
13.	HANDLEBAR	13
14.	FRONT FORK	14
15.	STEERING	15
16.	SHOCK ABSORBER STEERING	16
17.	FUEL TANK	17
18.	SEAT	18
19.	METER	19
20.	CABLE	20
21.	FAIRING	21
22.	NUMBER PLATE	22
23.	SIDE COVER	23
24.	GEAR CHANGE MECHANISM	24
25.	ELECTRICAL EQUIPMENT FITTING	25

1. Frame

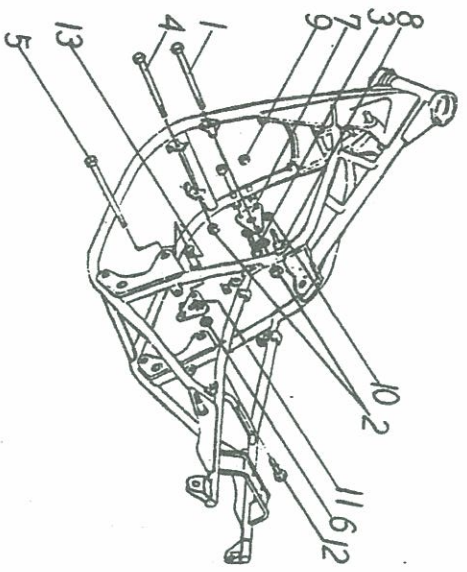


Ref. No.	Part No.	Description	Spec Code	Quantity - KZ1000					
				'92					
'1	BGF110-000-A	FRAME-COMP		1					

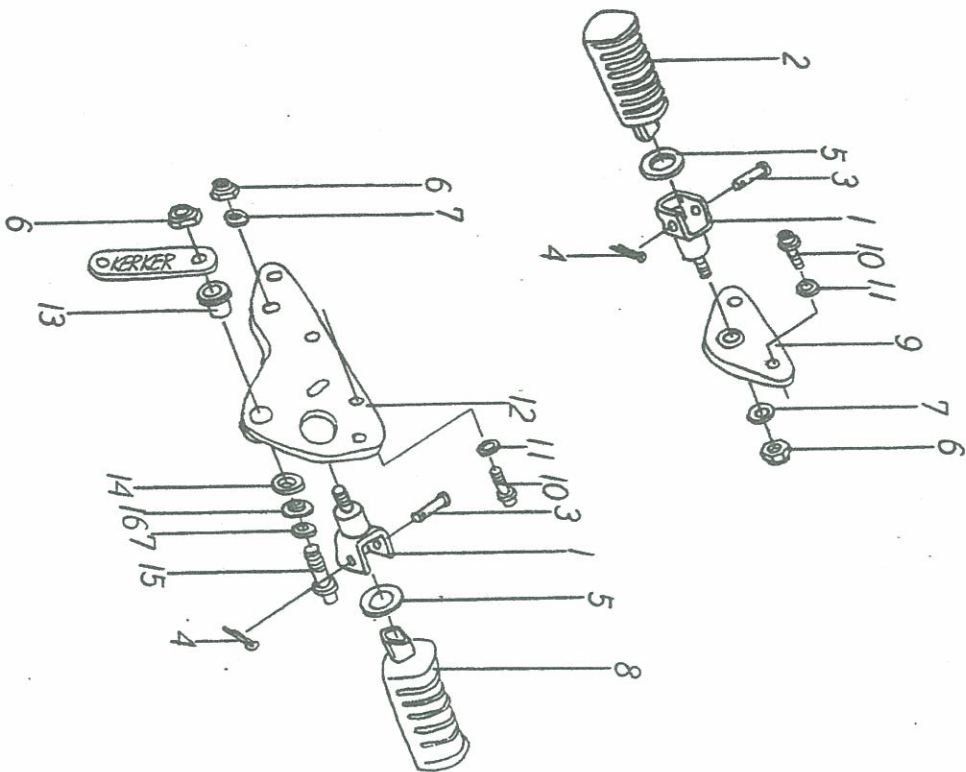
2. Frame Fitting

Ref. No. Part No. Description Spec. Call

1	92091-022	BOLT, 10 X 310	
2	92019-004	NUT, LOCK, 10MM	
3	41091000	WASHER-PLANE-SMALL, 8MM	
4	92001-1373	BOLT, 10 X 155	
5	92001-1372	BOLT, 12 X 283	
6	92016-1063	NUT, LOCK, 12MM	
*7	BGF132-010	BRACKET-ENGINE, FR, UPP	
*8	Y120P0885	BOLT, 8 X 65	
9	92016-1124	NUT, LOCK, 8MM	
10	41090900	WASHER-PLANE-SMALL, 8MM	
11	32029-1143	BRACKET-ENGINE, RR, RH	
*12	Y120P0940	BOLT, 8 X 40	
*13	BGF132-750	COLLAR	

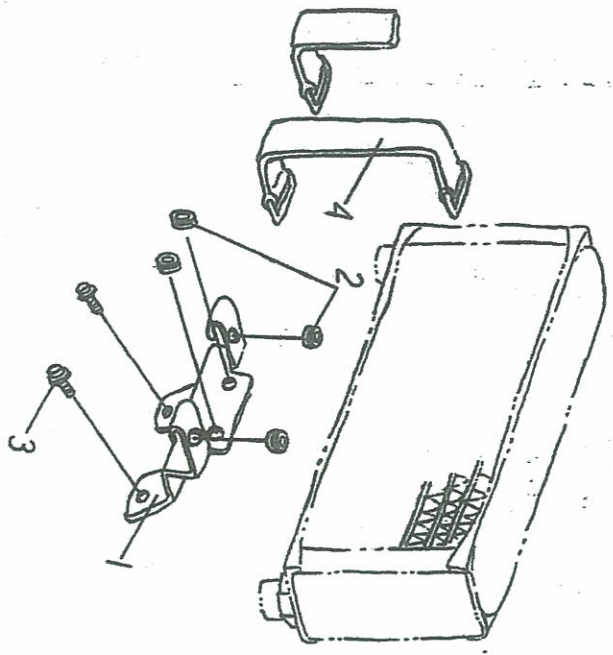


3. Step



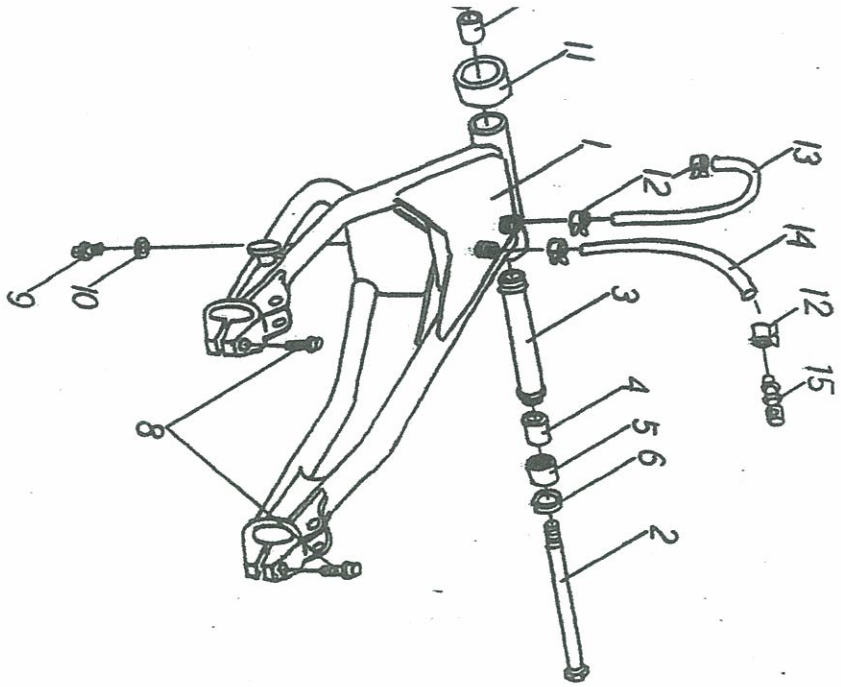
Ref. No.	Part No.	Description	Spec Code	Quantity - KZ1 000
*1	BGF141-020	HOLDER-STEP		2
2	34028-1024	STEP, LF		1
3	92043-079	PIN, 6 X 28		2
4	6S0D2012	PIN-COTTER, 2.0 X 12		2
5	92022-181	WASHER, 22.5 X 30 X 2.6		2
6	92019-004	NUT, LOCK, 10MM		3
7	410B1000	WASHER-PLANE-SMALL, 10MM		3
8	34028-1025	STEP, RH		1
*9	BGF142-010	BRACKET, STEP, LH		1
*10	Y120P0820	BOLT, 8 X 20		6
11	410B0800	WASHER-PLANE-SMALL, 8MM		5
*12	BGF142-300	BRACKET, STEP, RH		1
13	92092-1013	DAMPER		1
14	92076-1132	DAMPER		1
*15	Y120P1040	BOLT, 10 X 40		1
*16	BGF143-220	WASHER		1

4. Oil Cooler Fitting



Ref. No.	Part No.	Description	Spec Code	Quantity - ETC
*1	BGF161-030	STAY, OIL COOLER		1
2	9207B-076	DAMPER		4
*3	Y120P0814	BOLT, 8 X 14		2
*4	BGF161-034	BAND		2

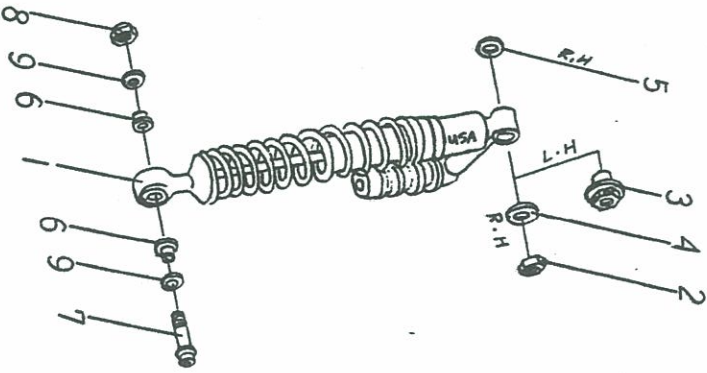
5. Swing Arm, Oil Catch Tank



Ref. No.	Part No.	Description	Spec Code	Quantity - KZ1000
*1	BGF161-000	ARM-COMP-SWING		1
2	33032-036	SHAFT-SWING ARM		1
3	62027-1301	COLLAR, SWING ARM		1
4	42036-1041	SLEEVE, SWING ARM		2
5	62046-1035	BEARING-NEEDLE		2
6	62046-1060	SEAL-OIL		2
7	62019-012	NUT, LOCK, 16MM		1
*8	Y120P1235	BOLT, 12 X 35		2
*9	Y120P0812	BOLT, 8 X 12		1
10	410B0800	WASHER-PLANE-SMALL, 8MM		1
*11	BGF163-600	GUIDE-CHAIN		1
12	62037-1206	CLAMP		4
*13	BGF431-300	HOSE, SHORTER		1
*14	BGF431-310	HOSE, LONGER		1
*15	BGF431-360	CAP HOSE		1



6. Shock Absorber

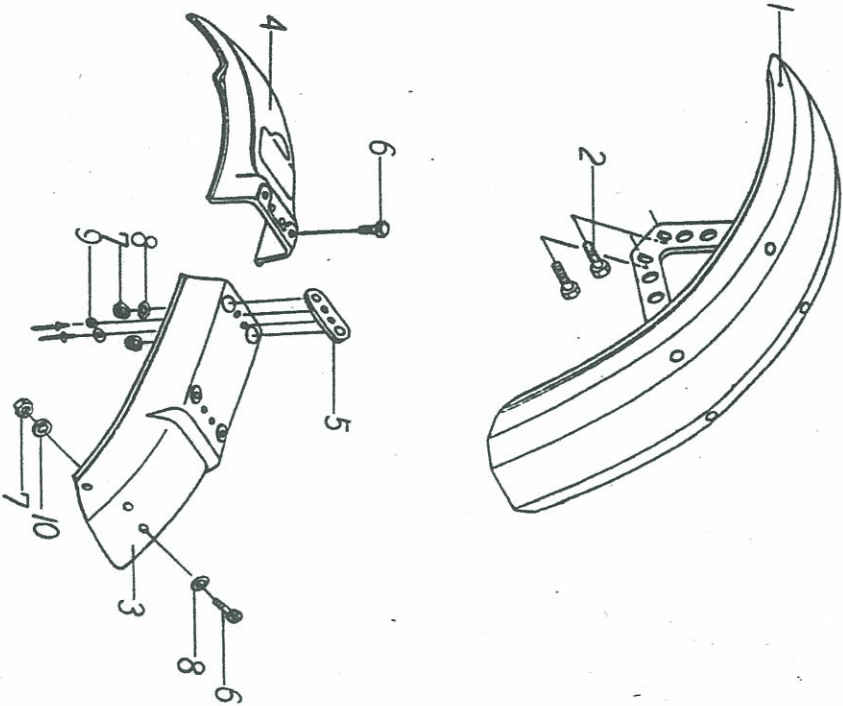


Ref. No.	Part No.	Description	Spec Code	Quantity - 1Z16
*1	BGC171-000	SHOCKABSORBER, RR		2
2	92016-1063	NUT, LOCK, 12MM		1
*3	BGF171-830	NUT		1
4	92022-1239	WASHER, 12.4 X 28 X 2.3		1
5	41181400	WASHER-PLANE, 14MM		1
*6	BGF171-860	COLLAR		4
*7	Y120P1045	BOLT, 10 X 45		2
8	92018-004	NUT, LOCK, 10MM		2
9	41081000	WASHER-PLANE-SMALL, 10MM		2



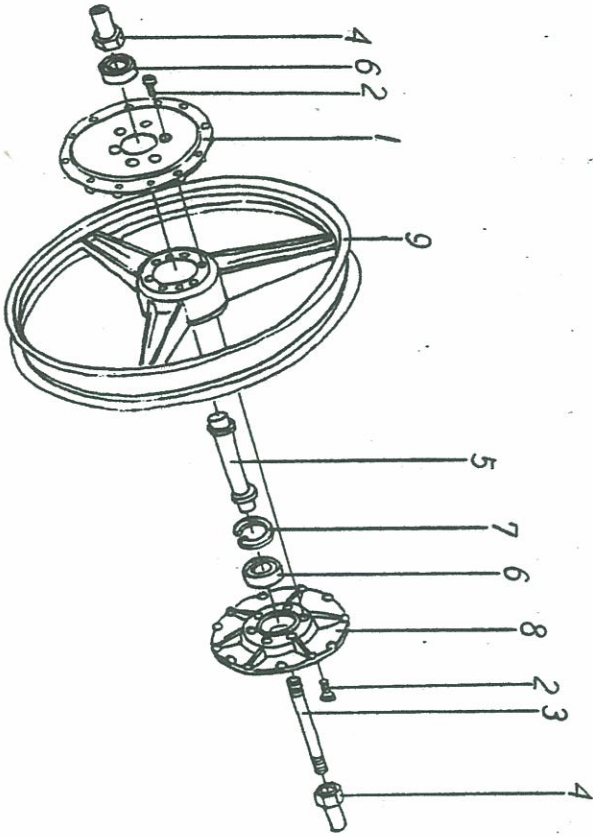
7. Fender

Ref. No.	Part No.	Description	Spec Code	Quantity - KZ1000			
				'92	'93	'94	'95
*1	BGF181-010	FENDER-FRONT		1			
2	114B0814	BOLT-SMALL, 8 X 14		4			
*3	BGF182-010	FENDER-REAR, RR		1			
4	63022-1071	FENDER-REAR, FR		1			
*5	BGF182-100	BRACKET		1			
*6	Y120P0614	BOLT, 6 X 14		4			
7	92019-008	NUT, LOCK, 6MM		4			
8	410B0600	WASHER-PLANE-SMALL, 6MM		4			
9	92022-241	WASHER, 5.2 X 16 X 1.6		2			
10	92022-323	WASHER, 6.2 X 16.5 X 1.2		2			





8. Front Hub

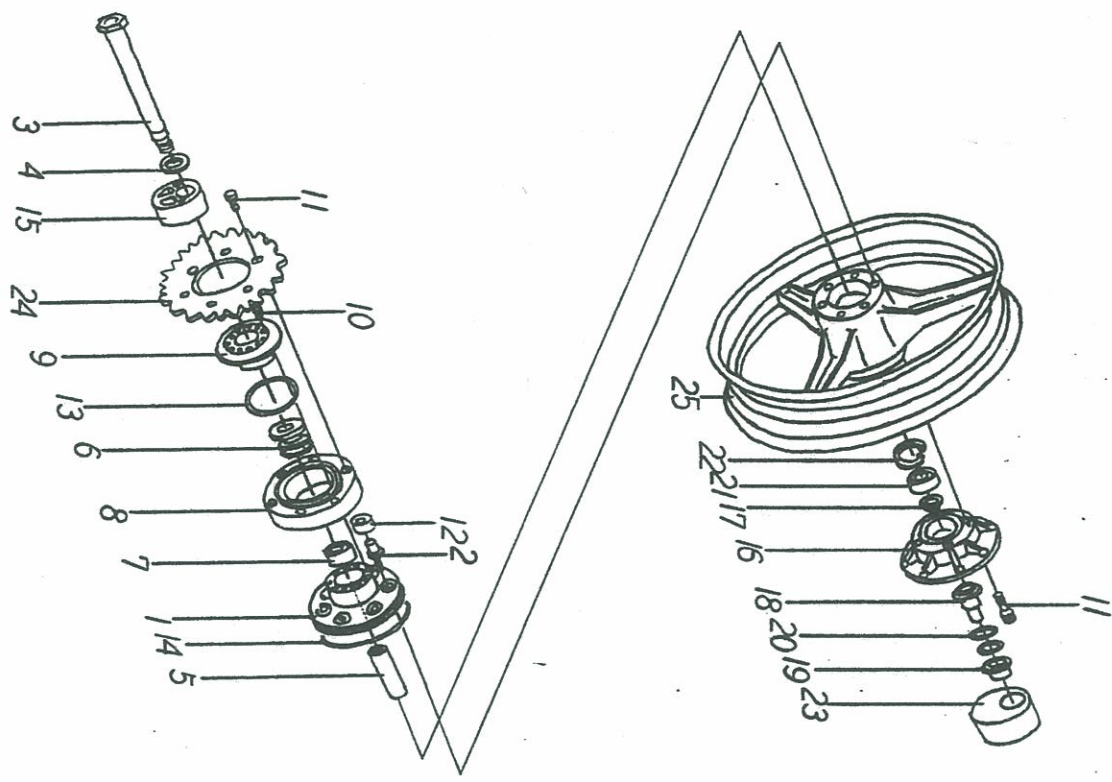


Ref. No.	Part No.	Description	Spec Code	Quantity - KIT
*1	BGF231-010	HOUSING-BEARING, LH		1
*2	808850-386	BOLT, 8MM TAPER		12
3	41088-048	AXLE, FR		1
*4	BGF231-080	NUT		2
*5	BGF231-100	COLLAR, BEARING		1
8	601A6304ZZ	BEARING-BALL		2
7	481J6200	CIRCLIP-TYPE C, 52MM		1
*8	BGF232-010	HOUSING-BEARING, RH		1
*9	AGC211-051	WHEEL, FR		1



9. Rear Hub

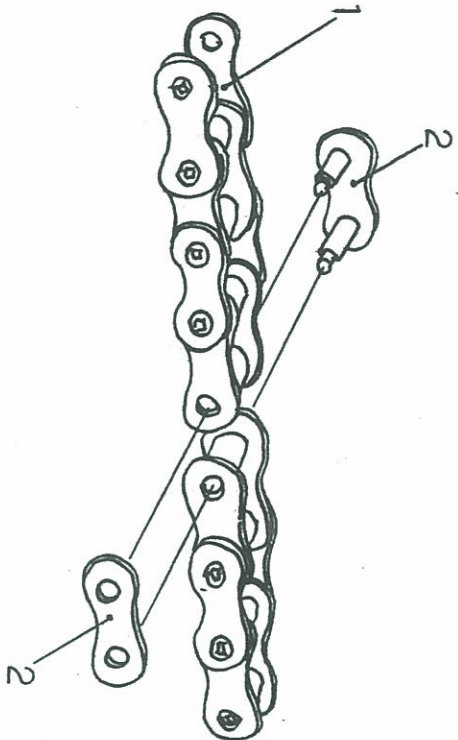
Ref. No.	Part No.	Description	Spec Code	Quantity - KZ1000			
				82	81		
*1	AGC241-010	HOUSING-SPROCKET		1			
*2	AGC241-020	STUD		6			
*3	AGC241-080	AXLE, RR		1			
*4	BGC241-070	WASHER		1			
*5	AGC241-100	COLLAR, BEARING		1			
*6	BGC241-110	COLLAR, INNER, LH		1			
*7	798850-410	BEARING, NJ2205		1			
*8	BGF241-310	COUPLING		1			
*9	BGF241-320	HOUSING		1			
10	120P0512	BOLT-SOCKET, 5 X 12		12			
*11	AGC241-510	BOLT, 10MM TAPER		10			
*12	BGF241-380	DAMPER		6			
13	67182580	O RING, 80MM		1			
14	671825135	O RING, 135MM		1			
*15	BGF241-470	BOSS, LH		1			
*16	BGF242-010	HOUSING-BEARING, RH		1			
*17	AGC242-110	COLLAR, INNER, RH		1			
*18	AGC242-120	COLLAR, OUTER, RH		1			
*19	AGC242-130	COLLAR		1			
20	670C3036	O RING, 36MM		2			
21	601A6205ZZ	BEARING-BALL		1			
22	481J5200	CIRCLIP-TYPE C, 52MM		1			
*23	BGF242-470	BOSS, RH		1			
*24	BGF243-330	SPROCKET, 33T, OPTION		1			
*24	BGF 243-340	SPROCKET, 34T, OPTION		1			
*24	BGF243-350	SPROCKET, 35T, STD		1			
*24	BGF243-360	SPROCKET, 36T, OPTION		1			
*24	BGF243-370	SPROCKET, 37T, OPTION		1			
*25	AGC213-111	WHEEL, RR		1			



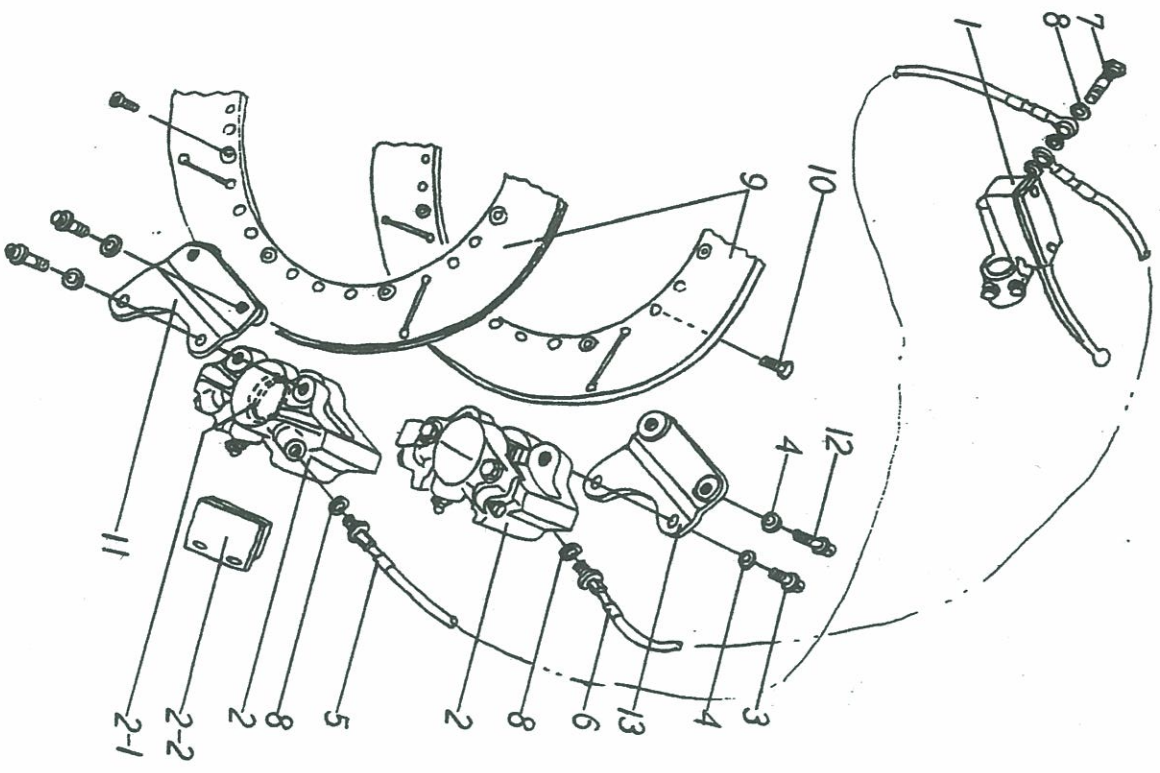


10. Drive Chain

Ref. No.	Part No.	Description	Spec Code	Quantity - KIT	
				'92	'91
*1	8GF261-010	CHAIN, DRIVE		1	
*2	8GE261-020	JOINT-CHAIN, DRIVE		1	



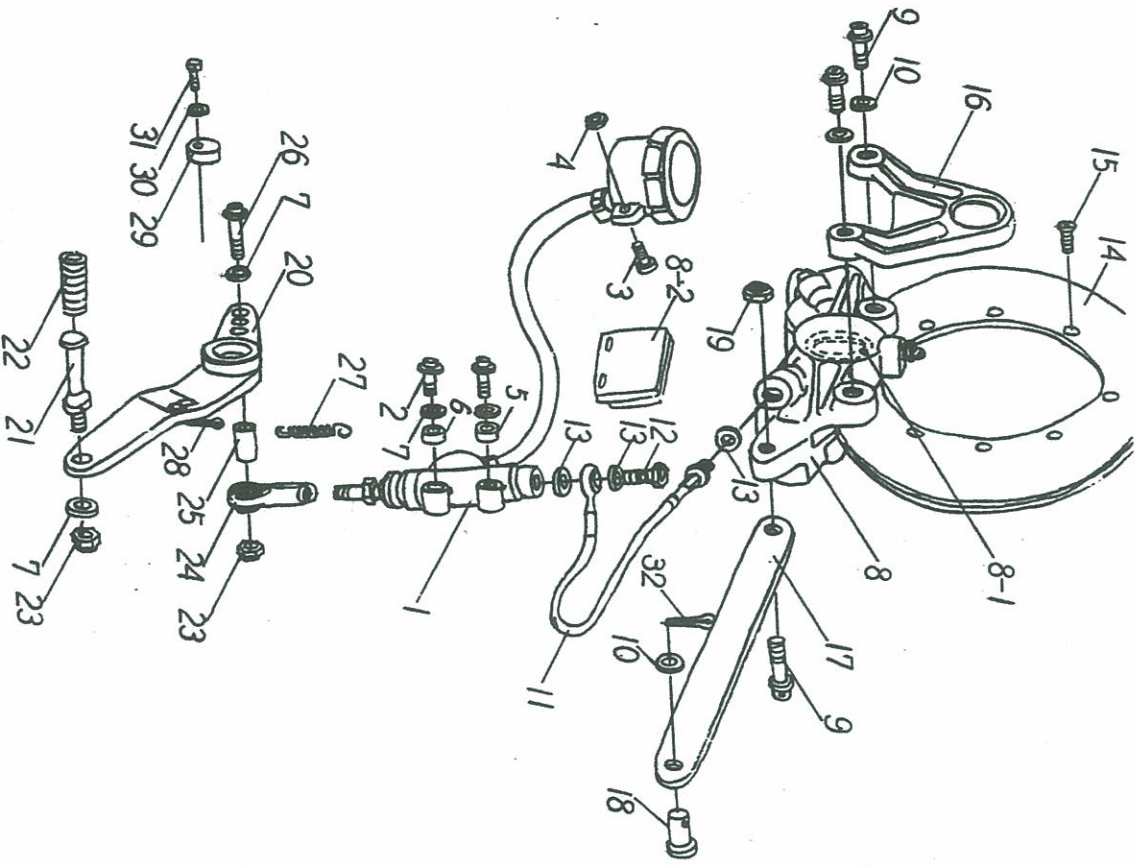
11. Front Brake



Ref. No.	Part No.	Description	Spec Code	Quantity - KZ1000
				82
				81

*1	BGF261-000	CYLINDER-ASSY-MASTER, FR		1
*2	789820-509	CALIPER-ASSY, FR		2
*2-1	789820-486	RING, TYPE-SQUARE		4
*2-2	789820-515	PAD-BRAKE, A314		4
*3	Y120P1022	BOLT, 10 X 22		4
4	410B1000	WASHER-PLANE-SMALL, 10MM		8
*5	BGF264-100	HOSE-BRAKE, FR, LH, L = 891		1
*6	BGF264-110	HOSE-BRAKE, FR, RH, L = 891		1
*7	BGF264-200	BOLT, BANJO		1
8	43067-001	WASHER, OIL		3
*9	BGF266-010	DISK, FR		2
*10	Y219P0614	BOLT, 6 X 14		24
*11	BGF266-010	BRACKET, CALIPER, LH		1
*12	Y120P1035	BOLT, 10 X 35		4
*13	BGF267-010	BRACKET, CALIPER, RH		1

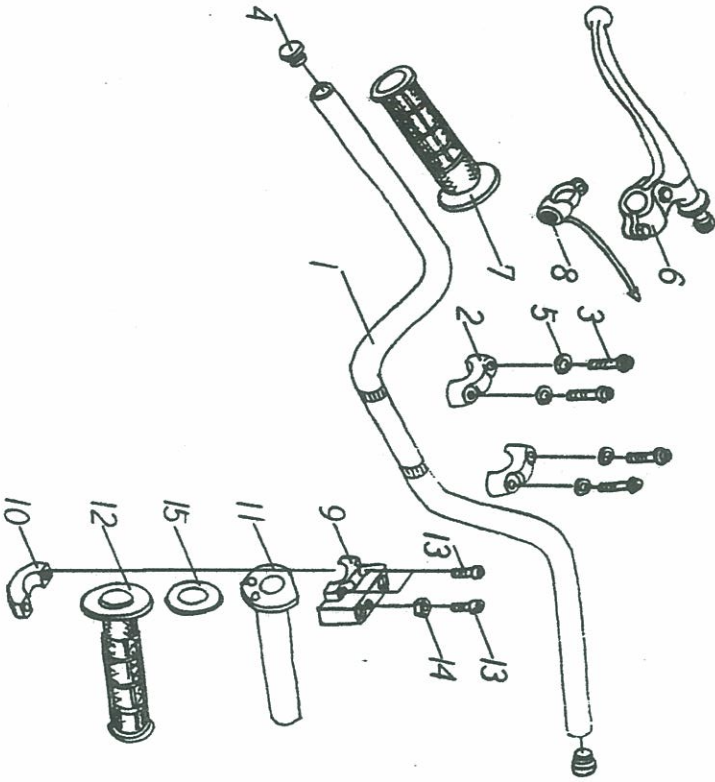
12. Rear Brake



Ref. No.	Part No.	Description	Spec Code	Quantity	Unit
				92	
				51	

1	43016-1076	CYLINDER-ASSY-MASTER, RR		1	
*2	Y120P0828	BOLT, 8 X 28		2	
*3	Y120P0820	BOLT, 6 X 20		1	
4	92019-008	NUT, LOCK, 6MM		1	
*5	BGF271-370	COLLAR, 8.5 X 16 X 8		1	
*6	BGF271-380	COLLAR, STAIR TYPE		1	
7	410B0800	WASHER-PLANE-SMALL, 8MM		4	
*8	789921-680	CALLIPER-ASSY, RR		1	
*8-1	809860-684	RING, TYPE-SQUARE		2	
*8-2	789820-696	PAD-BRAKE, S31		2	
*9	Y120P1028	BOLT, 10 X 28		3	
10	410B1000	WASHER-PLANE-SMALL, 10MM		3	
*11	BGF274-100	HOSE-BRAKE, RR, L = 711		1	
*12	BGF284-210	BOLT, BANJO		1	
13	43067-001	WASHER, OIL		3	
*14	BGE276-010	DISK, RR		1	
*15	Y219P0614	BOLT, 6 X 14		8	
*16	BGF276-010	BRACKET, CALIPER		1	
*17	BGF276-300	ROD-TORQUE		1	
*18	BGF276-460	PIN		1	
19	92019-004	NUT, LOCK, 10MM		1	
*20	BGF277-010	LEVER-BRAKE		1	
*21	BGF277-020	PEDAL, BRAKE		1	
22	13157-004	DAMPER, PEDAL		1	
23	92016-1124	NUT, LOCK, 8MM		2	
*24	Y609C0800	PILLOW BALL, R8T8		1	
*26	BGF277-340	COLLAR		1	
*28	Y120P0846	BOLT, 8 X 46		1	
27	92081-1296	SPRING, BRAKE PEDAL		1	
28	650D3250	PIN-COTTER, 3.2 X 50		1	
*29	BGF277-600	STOPPER		1	
30	410B0600	WASHER-PLANE-SMALL, 6MM		1	
*31	Y120P0614	BOLT, 6 X 14		1	
32	650D2020	PIN-COTTER, 25 X 20		1	

13. Handlebar



Ref. No.	Part No.	Description	Spec Code	Quantity - KZ1000
1	46003-1078	HANDLE		1
2	46012-1011	HOLDER-HANDLE		2
*3	Y120P0835	BOLT, 8 X 35		4
*4	BGF311-250	PLUG, HANDLE		2
5	41080800	WASHER-PLANE-SMALL, 8MM		4
6	46076-048	LEVER-ASSY, CLUTCH		1
*7	BGC321-200	GRIP, LH		1
8	46027-013	SWITCH, STOP		1
*9	798880-632	HOUSING-CONTROL, RH, UPP		1
*10	798880-633	HOUSING-CONTROL, RH, LWR		1
*11	639001-086	HOLDER-HOUSING CONTROL		1
*12	BGC325-240	GRIP, RH		1
*13	Y120P0620	BOLT, 6 X 20		3
14	312G0600	NUT, 6MM		1
*15	BGE325-300	WASHER		1